
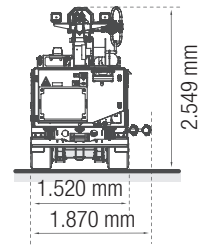


Concrete spraying equipment

Wetkret 3

Crawler carrier
Optional platform tilting system



Note: This is a merely informative, non-binding document. Maximum theoretical values listed. Specifications are subject to change without prior notice. Photos and drawings are for illustrative purposes only. For available options, please consult the factory.

Data sheet

Telescopic spraying arm Putzmeister SA 9.1		
Maximum spraying reach vertical / horizontal	m	8.79 / 7
Minimum unfolding section vertical / horizontal	m	2,5 / 2,4
Number of arm extensions 3 sections (2 telescopic) of the proportional hydraulic operation		
Telescopic stroke	m	2,7
Number of axles		6
Maximum arm angle	°	+60°/-40°
Working lights 2 spotlights LED	V / W	24 / 35
Spraying head		
Rotation	°	360
Inclination	°	+/-120
Nutation	°	10
Nozzle	DN	40

Crawler carrier		
Engine diesel, 3 cylinders		
Engine power 17,9 kW (24 HP)	rpm	3.000
Engine emissions In line with EU-Stage III A / EPA-Tier 3		
Transmission hydrostatic		
Traction 2-speed		
Speed	km/h	3,6
Braking system automatic negative parking brake		
Steering 2 crawlers, rubber		
Stabilizer support legs		
4 Driving lights	W	35
Beacon amber		
Electrical equipment 2 batteries, 12 V / 77 A/h		
Diesel tank	l	65

Data sheet

Dual drive system		
Electric	kW	11
Diesel 24 HP 3.000 rpm	kW	17,9
Putzmeister proportional remote control		
Drive dual use (radio/cable 15m)		
Network bluetooth		

Other characteristics		
Traction	kg	3.500
Fixation of concrete hoses		
Transmission hydrostatic		
Toolbox		
Weight 5.000 kg without load / 5.500 kg with load		

Optional equipment

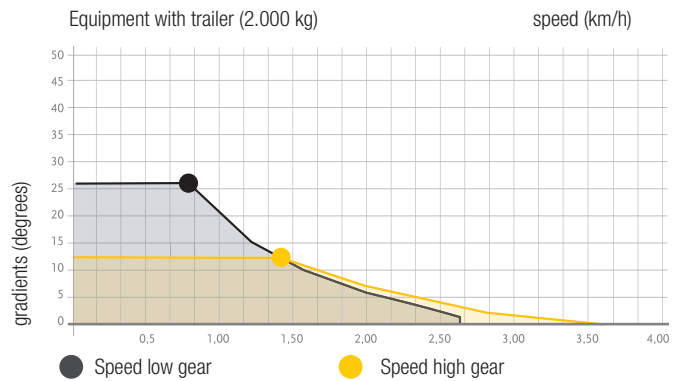
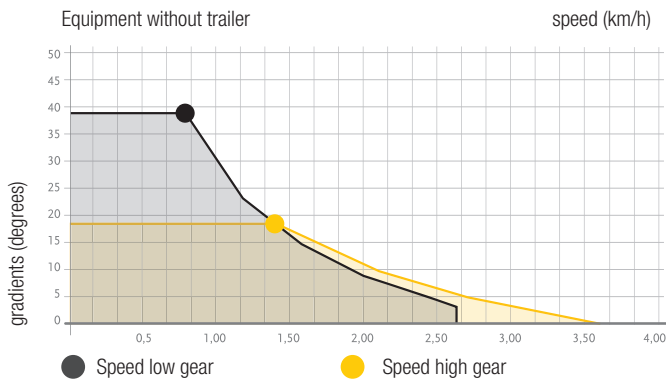
Platform tilting system
Drive hydraulic
Slope +/- 30°
Rear blade-type stabilizer hydraulic
Winch
Traction 4.097 kg - 6.803 kg

Cable length 50 m
Fire extinguishing system drive automatic
Additive pump
Regulation manual gradation
Adjustment range 60 - 500 l/h
Maximum working pressure 10 bar

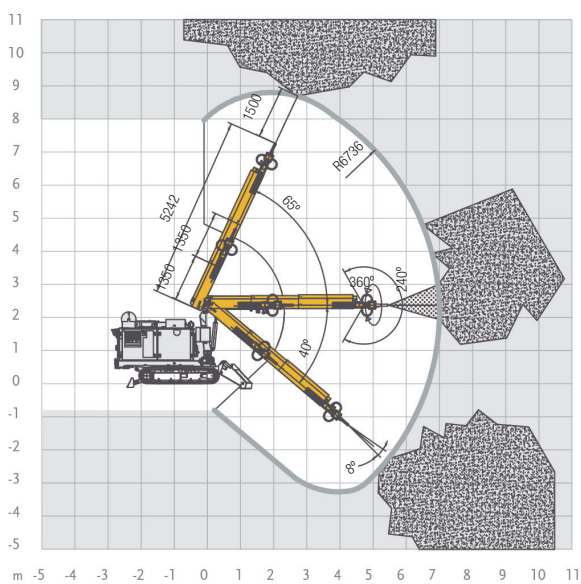
Additive 180 l
Cable reel manual
Cable length 50 m, diameter 420 mm
Power 400 - 440 V / 50 - 60 Hz

Consult Putzmeister for special configurations

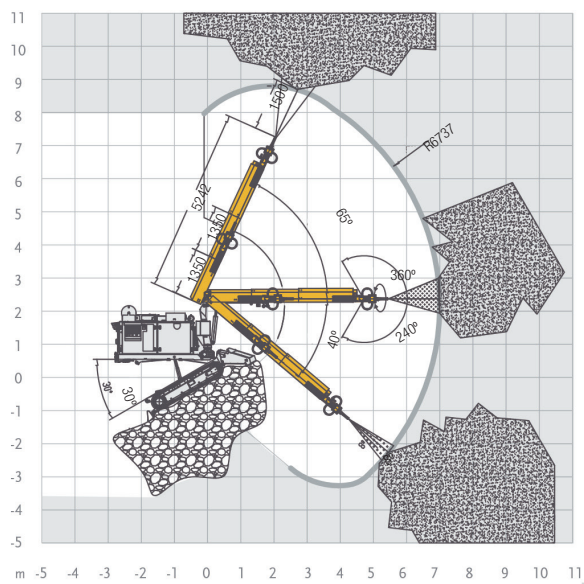
Climbing capacity



Spraying arm reach diagrams



Vertical spraying reach



Vertical spraying reach with front tilting