
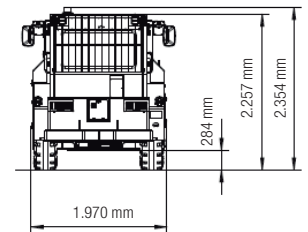


## Low-profile concrete mixer for mining

## Mixkret 3

Compact size  
Concrete mixing and transport capacity: 3 m<sup>3</sup>  
Versatile discharge height



Note: This is a merely informative, non-binding document. Maximum theoretical values listed. Specifications are subject to change without prior notice. Photos and drawings are for illustrative purposes only. For available options, please consult the factory.

### Data sheet

Concrete drum for mixing, transporting and discharging		
Maximum concrete capacity	m <sup>3</sup>	3
Operation of concrete mixing drum hydraulic		
Adjustable turning speed in both directions	rpm	0 – 21
Adjustable Discharge height	mm	1.120 - 1.380
Inspection covers		2
Anti-spillage rear hatch hydraulic opening and closing		
Control panel. External right-hand side and in cabin		
Anti-rotation safety lock. Manual		
Weight		
Without load	kg	9.950
With load	kg	17.150

Diesel engine		
Type 4 cylinders		
Maximum power at 2,200 rpm	kW	106
Water cooling		
Engine emissions in accordance with EU-Stage III A / EPA-Tier 3		
Fuel tank	l	150
AAC system automatic altitude compensation		
Brakes		
Service brakes on both axles, multi-disc in oil bath, hydraulic with independent circuits		
Parking brakes (negative) on both axles, internal SAHR discs, hydraulic operation		

## Data sheet

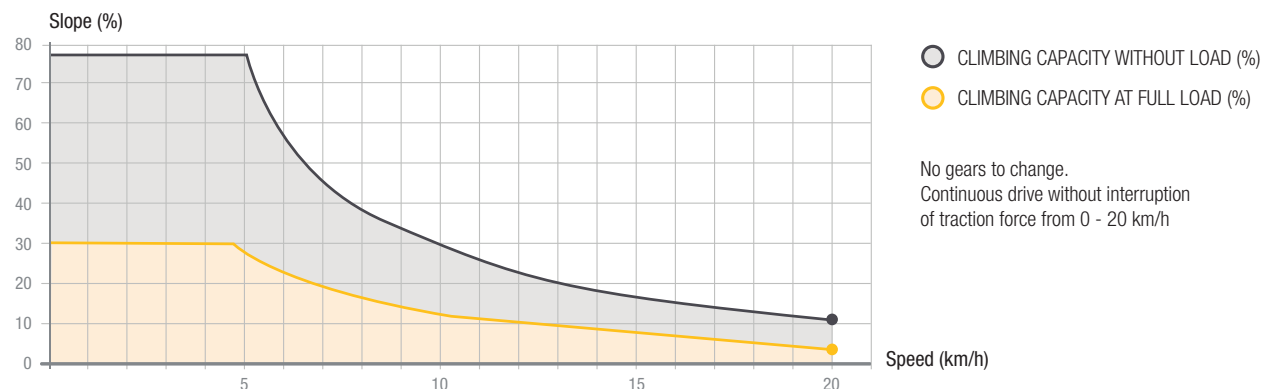
Transmission and axles		
Transmission hydrostatic progressive system with continuous variation (ICVD), gearbox and hydraulic variable motor, no gears to change		
Operation continuous without interruption of traction, self-adjusting based on power requirement (load and slope)		
Driving and steering Four-wheel drive and four-wheel steering (4WD / 4WS)		
Heavy-duty directional planetary axles		
Front axle fixed and directional		
Rear axle swing and directional		
Electronic speed control system (inclinometer) to travel along down slopes		
Inner turning radius	mm	2.558
Outer turning radius	mm	5.533
Tyres/Wheel rims, for mining, 9.00 - R20		

Performance		
Maximum speed ( (12.4 mph)	km/h	20
Maximum climbing capacity at full load 30% (SAE standard)		
Max. transversal gradient while driving 10%		
Other features		
Cabin FOPS / ROPS certified		
4 x Driving lights LED	W / IP	35 / 68
4 x Working lights LED	W / IP	25 / 68
Rear camera with screen in the cabin		
Water tank	l	150
Manual fire extinguisher		
Omnidirectional beacon amber		
High-pressure water pump for cleaning with hose winding system and gun		
Operator-presence detection system driver seat Operator-presence detection system driver seat		
Automatic greasing system		

## Optional Equipment

Fire suppression system, automatic / manual operation ANSUL O DAFO	Tramming direction lights	Hydraulic parking brake release system
Closed driving cabin	LED beacon	Moisture protection kit for the electrical panel
Air-conditioning and heating	Wheels for mining, Michelin X MINE D2	Flowmeter for water pump
	Ergonomic driver's seat	Catalyst

## Climbing And Holding Capacity



## Discharging height

