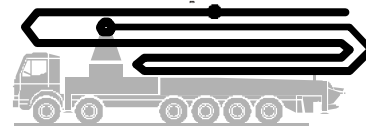


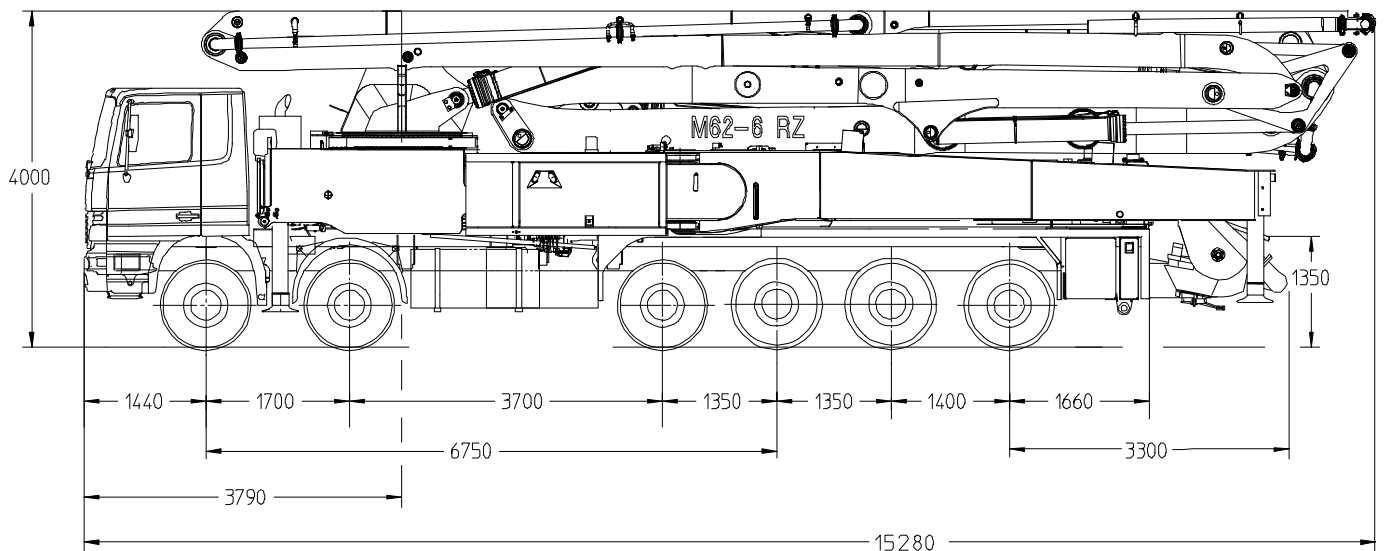
Truck-mounted concrete pump

BSF 62-6.16 H

Output up to 200 m³/h
 Delivery pressure up to 130 bar*



.16 H LS
.20 H



Note: Serial version. Dimensions and weights depend on truck.
 Dimensions in mm, MB-Actros 6560 as example.
 For illustration only.

Technical data

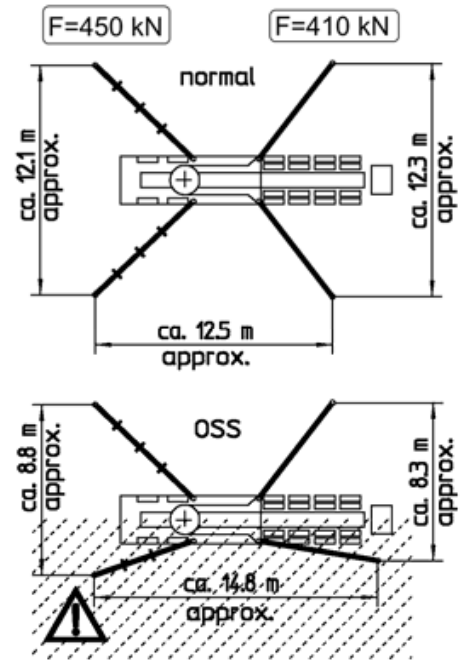
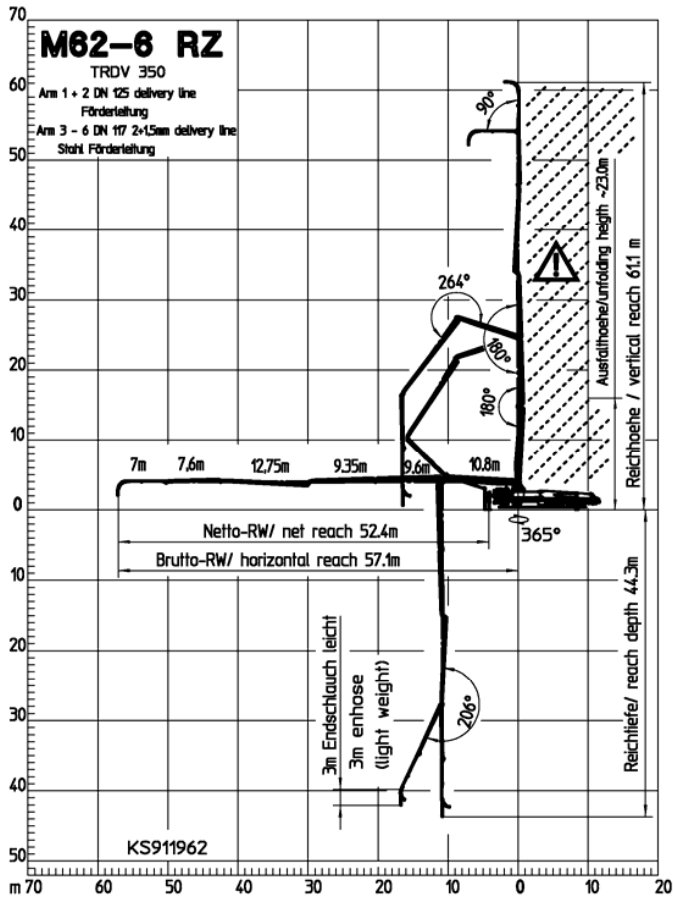
| Boom M 62-6 | | | |
|------------------|-------|---|-------------------------|
| Sections | | | 6 |
| Reach height | m | | 61.1 ¹ |
| Horizontal reach | gross | m | 57.1 |
| | net | m | 52.4 |
| Reach depth max. | m | | 44.3 |
| Unfolding height | m | | 23.0 |
| End hose length | m | | 3 |
| Folding system | | | RZ |
| Delivery line | | | DN 125/117 ² |

| Pump | | BSF | .16 H | .16 H LS | .20 H |
|-------------|-------------------|-------------------|-------|----------|-------|
| Rod side | Output | m ³ /h | 160 | - | - |
| | Delivery pressure | bar | 85 | - | - |
| | Strokes | 1/min. | 31 | - | - |
| Piston side | Output | m ³ /h | 108 | 160 | 200 |
| | Delivery pressure | bar | 130 | 85 | 85 |
| | Strokes | 1/min. | 21 | 26 | 26 |
| | Delivery cylinder | Ø mm | 230 | 250 | 280 |
| | Stroke | mm | 2100 | 2100 | 2100 |


¹) with endhose elbow
²) Sections 1+2 DN125, sections 3 to 6 DN117

*) Delivery line boom max. 85 bar.
 All data maximum theoretical.

Reach information diagram, Support



Dimensions can differ depending on configuration.

 Range in which you must not work with the end hose.

Serial delivery scope

Agitator and water pump radio remote/on site controlled

Cardan shaft maintenance free

Central lubrication boom, electrically

Central lubrication hopper, electrically

Chassis horn via remote control on hopper

Concrete hopper RS 907 with agitator

Connection Diesel tanks (only MB/MAN chassis)

Connections for hydraulic emergency supply

C pipe connection for filling water tank

Delivery cylinder chrome-plated

Delivery line (2-layer) PM2020/2015 Proline, arm assembly

Delivery piston "compact" (16 H), „single“ (16 H LS, 20 H)

Diagnose interface

Diesel tank in supp. leg rear right side

EBC (Ergonic Boom Control) 6 arms

End hose 3,0 m DN 125 5,5"

Ergonic Graphic Display (EGD) with machine fault management

Ergonic Pump System (EPS) incl. Ergonic Output Control (EOC)

Ergonic TeleService (ETS), without SIM card

Flashlights for 4 support legs front and rear

Flushing water pump 160 l/min 25 bar

Hard metal wear parts kit

High pressure water pump 100 bar with dry-run protection

Hinged elbow with cleaning port

Horn at the second lever, button yellow at hopper

Hydraulic hose for replacement in hose pack

Inner stowage on platform

Lighting modul control box

Operating manuals 2 x cert. (1 x paper, 1 x CD-ROM) spare part list

OSS one side support (assistance device for one side support), NOT for EEA

Pipe magazine on swing leg

Platform non-skid

Pump on/off dependent on speed

Radio remote control proportional with display

Remote control with 40 m cable, without display

Rubber collar on hopper

Spectacle wear plate DURO 22

Splash guard foldable

Spotlights 4 x for illumination support area

Spray hose 10 m incl. bracket

Spray tank with air-pressure connection

S-transfer tube switchover fast/slow

Support plates (4 x) in magazine (2 x) open

Support plates 4 x + timber wood 8 x 1000 in magazine added

Swivel support plates

Tool box

Tool set incl. standard equipment

Towing eye

Traffic permission kit (depends on mounting)

Vibrator radio remote/on site controlled

Wash-out port lid with slide pin

Water tank 880 l

Working light for illumination of hopper, detachable

Working search light for hopper illumination at arm assembly

See quotation for exact serial delivery scope.

Comprehensive range of options available on request.